



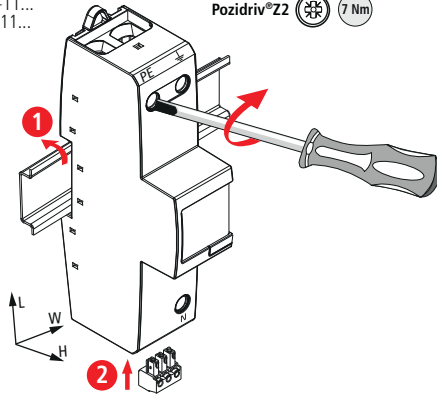
DEHNgap Maxi DGPM 1 255 (FM)

- DE Einbauanleitung
- GB Installation instructions
- IT Istruzioni di montaggio
- FR Instructions de montage
- NL Montagehandleiding
- ES Instrucciones de montaje
- PT Instruções de montagem
- DK Monteringsvejledning
- SE Monteringsanvisning
- FI Asennusohje
- GR Οδηγίες συναρμολόγησης
- PL Instrukcja montażu
- CZ Montážní návod
- TR Kurulum Talimatları
- RU Инструкция по монтажу
- CN 安装说明
- HU Szerelési útmutató
- JP 設置説明書



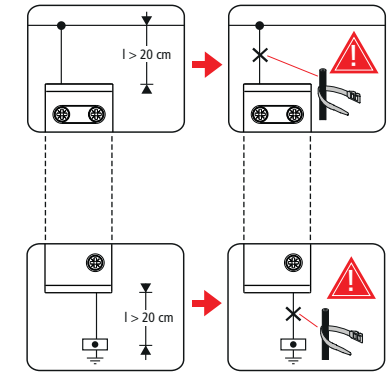
I IEC 61643-11...
1 EN 61643-11...

Pozidriv®Z2 7 Nm

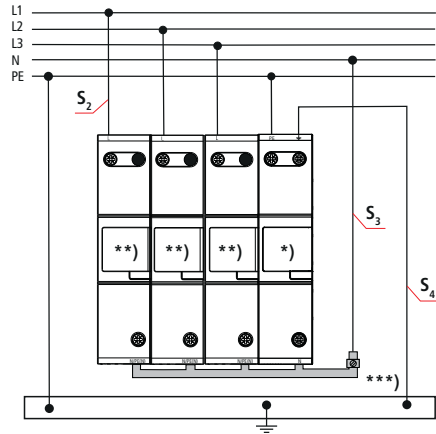


	DGPM 1 255 (FM)	DVCI 1 255 (FM)
U _C	255 V (50 / 60 Hz)	
U _N	230 / 400 V (50 / 60 Hz) Tol.: 0V ... U _C	
I _{fi}	100 A _{rms}	50 kA _{rms} *)
I _{SCCR}	---	50 kA _{rms} *)
I _{imp} 10/350 μs	100 kA	25 kA
max.	---	2))
ϑ°	-40°C ... +80°C	
Φ	5% ... 95%	
I _{PE}	< 1 mA	
IP 3)	20	
L x W x H	150 mm x 36 mm x 73 mm	

min. □ PE, N, ↓	10 mm ²		
max. □ PE, N	35 mm ²	50 mm ²	
max. □ ↓	25 mm ²	35 mm ²	

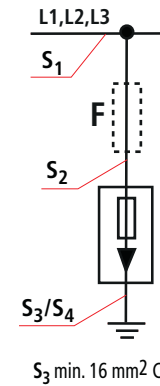


TT/TN-S (3+1)

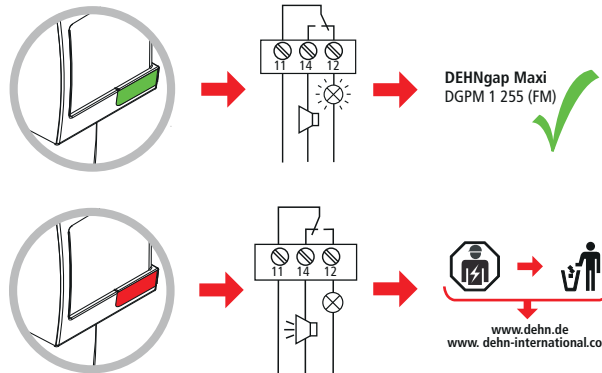
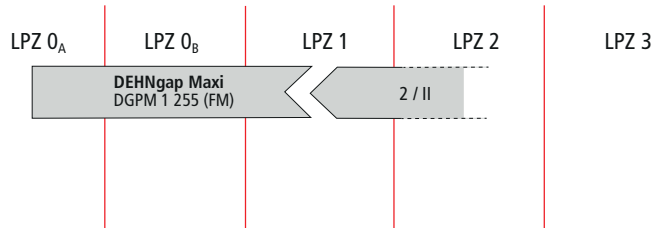


- *) DEHNgap Maxi.
DGPM 1 255 (FM) 961 180 (961 185)
- **) DEHNven CI (FM),
DVCI 1 255 (FM) 961 200 (961 205)
- ***)
EB 1 4 9, 900 417

DEHNven CI



S ₁ / mm ²	max. I _k	S ₂ / mm ²	S ₃ /S ₄ / mm ²	
≤ 25 mm ²	*) ≤ 100 kA	= S ₁	= S ₁ min. 16 mm ²	
> 25 mm ²	*) ≤ 100 kA	*) 25 mm ²	25 mm ²	



DEHNgap Maxi DGPM 1 255 FM	
	U _N / I _N AC: 250 V / 0.5 A DC: 250 V / 0.1 A 125 V / 0.2 A 75 V / 0.5 A
	max. 1.5 mm ²

